

This year parents have been introduced as observers onto the canvas pages of their children.

There will be a webinar coming up about Canvas but in the meantime here is a brief overview of what the Senior School subject canvas pages look like.

An example of a page:

2019

Home

Announcements

Assignments

Discussions

Marks

People

Pages

Files

Syllabus

Outcomes

Quizzes

Modules

Conferences

Collaborations

Office 365

Class Notebook

Zoom

Education Perfect (TEST)

Britannica School

L1 Accounting AT

Edit

Welcome to Level 1 Accounting!

2019


ZOOM


ASSIGNMENT


LESSON


STUDY

Year 11 Accounting 2019 Planner

TERM 1

Week 1

Week 2

Week 3

Week 4

Week 5





Week 6

Week 7

Week 8

Week 9

Week 10

 <p>The ASSIGNMENT button takes students to the modules that will be completed throughout the year.</p>	 <p>The LESSON button details the work in each lesson. Teachers will detail what is required before the next lesson, this information may also be accessed in Current Focus</p> 	 <p>The STUDY button is where students can find all the resources for the course. Such as videos, worksheets, past assessments, readings.</p>	<div> Assignments </div> <div> Discussions </div> <div> Marks </div> <p>This is where the work that students have to submit is submitted. This button takes them to the list of all the work to be submitted and by when. This information is also shown in their calendar. Note: this is completely different to the orange 'Assignment' button.</p>
---	---	--	---